

  
ASTONDOA

A8  
Brochure











Function meets aesthetic.

"Less is more", but sometimes "more" can be functional and useful, making a timeless and elegant design. This is the case of our new yacht, where function is combined with aesthetics, which added to a sporty character makes our new As8 a "Masterpiece of the sea"







### A v a n t g a r d e .

The new As8 is the result of the blend of the new contemporary design, style and "color & trim" with our craftsmen's timeless knowledge. That makes our yacht unique, beautiful, practical and finished flawlessly, where every detail counts.

















C o n c e p t u a l


The As8 is full of new concept details, as the aft deck, where the protagonist is the sea with the new glass balustrade, making all the spaces in one.












Details and quality

We made and designed the As8 thinking on every detail and how it would be part of your life on board. All of this, as in each Astondoa always with the most high quality materials and handmade with the greatest care.
























Main Saloon





### Design on board

With an innovative design from bow to stern, this yacht of 25 meters in length and 6 meters in beam is distinguished by its large side windows and an innovative design of the main deck, where the galley is located.







Main Saloon



Main Saloon





Main Saloon



Main Saloon






Main Saloon



Main Saloon





### Life on board

On the lower deck, you will find the versatile owner's cabin, as well as three other cabins, all with en-suite bathrooms. Two crew cabins complete the ship's rest areas.



Lobby





Master Stateroom



Master Stateroom





Master Stateroom



Master Ensuite





Lobby



Vip Cabin





Vip Cabin





Guest Cabin






Guest Cabin





Guest Cabin 2





Guest Cabin 2



Technical info.





# AS8

## Preliminary Project Technical Specification.

Dimensiones principales		Main Sizes
Eslora total (L.O.A.)	Length overall (L.O.A.)	25,25 m / 82'84" ft.
Eslora de casco (L.H.)	Hull Length (L.H.)	23,28 m / 76'38" ft.
Manga máxima	Maximun Beam	6,04 m / 19'82" ft.
Calado máximo	Maximun Draft	2,21 m / 7'25" ft.
Motorización		Engines
Estandar	Standard	2 x Man V12-1600 (1213 kw 2300 rpm)
Opcional	Optional	2 x Man V12-1900 (1397 kw 2300 rpm)
Características		Characteristics
Tipo de casco	Hull type	V shape
Numero max. personas embarcadas	Maximun number of persons onboard	18
Cabinas	Cabins	4+2
Alojamiento pasajeros	Passenger accommodation	12
Construcción	Building material	GRP
Capacidades		Capability
Capacidad combustible	Fuel capacity	6200 l
Capacidad agua	Water capacity	1100
Velocidad máxima	Maximun Speed	32 nudos/knots (estimated)
Peso en rosca	Light Displacement	56000 k (estimated)

\*Diseño final y datos tecnicos orientativos con posibilidad de cambios // Final design and technical data are subject to charge.

  
ASTONDOA

